

9

Shopping 2

What kind of shops are these?
What do they sell?



This unit is about shopping. You will learn how to:

Listening and speaking

Buy clothes and other items

Talk about colours and sizes

Give personal information

Talk about things you like and don't like

Sc/E1. 2a, 3c, 4a; Lr/E2.2b

Sd/E1.1b; Lr/E1.1a, 1b, 2a

Sc/E1.3b, 4b; Lr/E1.4a

Sd/E1.1c; Lr/E1.5a

Reading and writing

Get information from leaflets, catalogues, labels

Fill in simple forms

Shopping in a department store

Rt/E1.1a, 1b, 2a; Rw/E1.1a, 3b; Ws/E1.2a

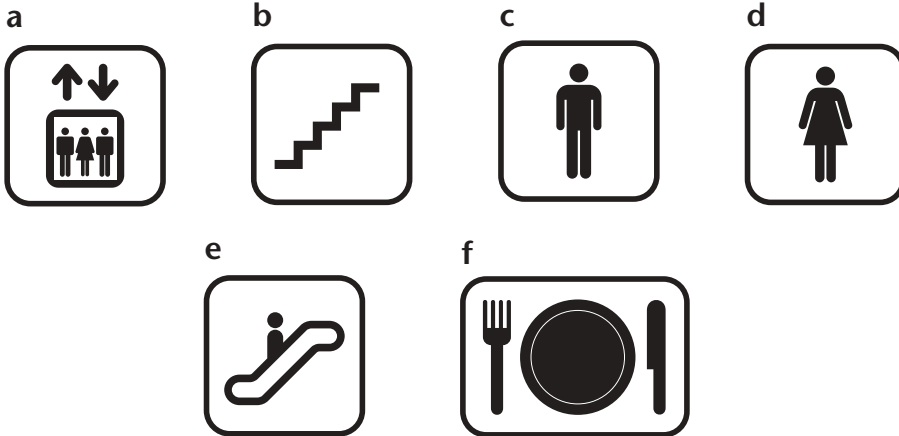
Wt/E1.1a; Ww/E1.1a, 2a, 2b

Rw/E1.1a, 2a; Ws/E2.1a; Ww/E1.1a, 1b

In a department store

Activity A • Signs in the store

1 Look at the signs. What do they mean?



2 Match the signs and the words.

stairs	<input checked="" type="checkbox"/>	Ladies	<input type="checkbox"/>	lift	<input type="checkbox"/>
café	<input type="checkbox"/>	escalator	<input type="checkbox"/>	Gents	<input type="checkbox"/>

3 Look at the store guide. Listen and point to the correct floor.

THIRD FLOOR

- Café
- Shoe department

SECOND FLOOR

- Mens' wear

FIRST FLOOR

- Ladies' wear
- Children's clothes

GROUND FLOOR

- Food department

4 Work in pairs. Your teacher will give you some words and pictures. Ask and answer questions.

*Excuse me.
Where's the shoe department?*

*The shoe department?
It's on the third floor.*

Colours and clothes

Activity A • Naming clothes

Match the pictures and the words.

a

b

c

d

e

f

shoes
jumper
skirt
jacket
blouse
shorts

Activity B • Listening to colours

1 What colours do you know?



2 Listen and write the letter next to the correct colour.

Activity C • Asking for clothes in colours you like



Work in pairs. Your teacher will give you some pictures. Ask for clothes in colours you like.

*Excuse me.
Have you got these
jeans in red?*

*In red? No, we haven't.
We've got them in blue,
black and white.*

Remember

light and dark

• Sometimes we use *light* and *dark* with colours.



• Which is blue? Which is light blue? Which is dark blue?

Buying clothes

Activity A • Sizes

1 Look at ways to talk about sizes.

small
medium
large
extra large



size 12
size 14
size 16
size 18



size 40
size 42
size 44
size 46



2 Match the sizes and the clothes from page 3.

Example shoes – size 40

Activity B • With an assistant

 Put the pictures in the correct order. Then listen and check.

a

Have you got it in red?

Certainly. What colour?

b

Yes thanks.

OK, sir. Is that all?

c

I'd like extra large, please.

Red? Yes, we have. And what size?

d

Yes, I'd like that T-shirt, please.

Yes, sir. Can I help?

Activity C • Role play

 Work in pairs. Your teacher will give you some cards.

At the market

Activity A • Buying material

1 Look at the names of these materials.

a



wool

b



silk

c



cotton

d



linen

2 What are the names of these things?

a



b



c



d



3 Win Yin, Sue and Arshad are at the market. Listen to their conversations, then ask and answer questions. Use these words.

What / Win Yin / look for?

What / she / make?

What / Sue / buy?

Why / she / buy?

What / Arshad / make?

What colour material / he / buy?

Activity B • Talking to the trader



1 Listen to the customers and the trader. How much material would they like? How much do they spend?

	Win Yin	Sue	Arshad
Material	2 metres		
Price			



2 Role play a dialogue between a trader and a customer who wants to make a shirt.

A lost child

Activity A • An unhappy child

Look at the picture. Discuss the questions.



- a Where is the child?
- b Why is the child unhappy?
- c Who is the child talking to?
- d What is the child saying?
- e What are the women doing?
- f What is the child wearing?

Activity B • At the information desk



1 Listen and put the questions in the correct order.

What does he look like?

What's he wearing?

How old is Ben?

What's your son's name?

Where did you lose him?

What's your name?



2 Listen again and answer the questions.

Activity C • Safe child scheme



- 1 Read these sentences from a shop leaflet. What is the leaflet for?
- To tell people about child safety in shops.
 - To tell a story about a lost child.
 - To warn parents about children in shops.

1 **If you are lost, STOP and LOOK AROUND.**

2 **Teach children to say their name and address.**

3 **• If you do not see your parents, go to a shop assistant.**

4 **• If you see your parents, go back and hold their hand.**

5 **Tell the child your first name**

6 **Look for the child's parents with the child.**

7 **Keep children close and hold their hand.**

- 2 Who are the sentences for? Write the number in the table

Children	Staff	Parents
1		

Activity D • Report form and conversation

- 1 Complete the form with information about Ben Harper.

MISSING CHILD REPORT

Date *10th March* Time *12.15*

Location

Parent or guardian

Name of child Age

Description

Clothes



- 2 Work in pairs. Talk about a lost child. You teacher will give you a card.

Shopping from home

Activity A • Using a catalogue

1 These items are from the *Bedtimes* catalogue. Match the pictures in the catalogue to the names of the things.






Item number	Item	Colour	Material	Price
142/912	Pillow cases	white, blue, green, pink	100% cotton	£3.99
143/108	Single sheet	white, blue, green, pink	100% cotton	£7.99
144/276	Single duvet cover	beige, rose, cream, lime	50% cotton 50% polyester	£17.50
144/280	Single duvet	cream, lime	50% cotton 50% polyester	£31.50

2 Look at information in the catalogue. Are these sentences true (✓) or false (X)?

- a The price of a single sheet is £7.99.
- b You can get pillow cases in pink.
- c You can get sheets in beige.
- d Single duvet covers have the item number 144/276.
- e A single duvet cover costs more than a single duvet.

Activity B • Filling in an order form

- 1 Fill in your details on the order form.
- 2 Choose two items from Activity A. Order them.

BEDTIMES ORDER FORM																																															
Phone	0870 874306																																														
E-mail	centre@bedtimes.com																																														
By post	Bedtimes, PO Box 243, Manchester M14 59H																																														
Name																																															
Address																																															
Phone number																																															
E-mail address																																															
Item number	Item	Colour	Price																																												
SUB TOTAL																																															
Postage																																															
Up to £15 = £3.00																																															
Over £15 = £4.00																																															
TOTAL																																															
Method of payment																																															
By cheque	I enclose a cheque made payable to Bedtimes for £ <input style="width: 100px;" type="text"/> .																																														
By credit or debit card	 <input style="margin-left: 10px;" type="checkbox"/>	 <input style="margin-left: 10px;" type="checkbox"/>	 <input style="margin-left: 10px;" type="checkbox"/>																																												
Card details	<table border="1" style="width: 100%; border-collapse: collapse; text-align: center;"> <tr> <td style="width: 25px;"> </td><td style="width: 25px;"> </td><td style="width: 25px;"> </td><td style="width: 25px;"> </td><td style="width: 25px;"> </td><td style="width: 25px;"> </td><td style="width: 25px;"> </td><td style="width: 25px;"> </td><td style="width: 25px;"> </td><td style="width: 25px;"> </td><td style="width: 25px;"> </td><td style="width: 25px;"> </td><td style="width: 25px;"> </td><td style="width: 25px;"> </td><td style="width: 25px;"> </td><td style="width: 25px;"> </td><td style="width: 25px;"> </td><td style="width: 25px;"> </td><td style="width: 25px;"> </td><td style="width: 25px;"> </td><td style="width: 25px;"> </td><td style="width: 25px;"> </td><td style="width: 25px;"> </td><td style="width: 25px;"> </td><td style="width: 25px;"> </td><td style="width: 25px;"> </td><td style="width: 25px;"> </td><td style="width: 25px;"> </td><td style="width: 25px;"> </td><td style="width: 25px;"> </td><td style="width: 25px;"> </td><td style="width: 25px;"> </td><td style="width: 25px;"> </td><td style="width: 25px;"> </td><td style="width: 25px;"> </td><td style="width: 25px;"> </td><td style="width: 25px;"> </td><td style="width: 25px;"> </td><td style="width: 25px;"> </td><td style="width: 25px;"> </td><td style="width: 25px;"> </td><td style="width: 25px;"> </td><td style="width: 25px;"> </td><td style="width: 25px;"> </td> </tr> </table>																																														
	card number	<table border="1" style="display: inline-table; width: 50px; height: 20px;"> <tr><td style="width: 15px;"> </td><td style="width: 15px;"> </td></tr> </table>			<table border="1" style="display: inline-table; width: 50px; height: 20px;"> <tr><td style="width: 15px;"> </td><td style="width: 15px;"> </td></tr> </table>																																										
		start date	expiry date																																												
Signature _____																																															

Shopping with a friend

Activity A • I like that hat

1 Selina and Leila are in a shop. What are they looking at?



2 Do Leila and Selina like the things? Listen to their conversations and put a tick (✓) or a cross (X).

	Handbag	Boots	Belt	Hat
Selina	X			
Leila				

Activity B • Saying what you think



1 Listen to the sentences and then say them.

*I like that handbag.
It's very smart.*

*I don't like that handbag.
I don't like the colour.*

2 Do you like the items in the pictures? Give reasons.



Check it

Activity A • Buying a jumper

Put the conversation in order.

Number the boxes.

No, I'd like one in wool.

I'm sorry. I only have green in that size.

Yes, I'm looking for a dark red jumper.

Medium.

Do you want a cotton jumper?

Can I help you?

What size?



Activity B • Word groups

Write these words in the correct places.

~~blanket~~ boots brown coat cotton duvet extra large
 green jeans large linen medium pillow case red
 sandals sheet silk skirt slippers small socks trainers
 wool yellow

Bedding	Clothes	Colours
blanket		
Materials	Shoes	Sizes



Mini-projects



Activity A • Filling in order forms

Go to shops that have catalogues. Choose items from the catalogues and practise filling in the order forms.

Activity B • Describing clothes

Work with other learners in your group. Choose four people in the class. Write a description of the colours and the clothes they are wearing.

Read your descriptions to the class (but don't say the name of the person). Can your classmates say who you are describing?

How am I doing?

I can	Yes	I need more practice
Buy clothes and other things	<input type="checkbox"/>	<input type="checkbox"/>
Describe clothes and colours	<input type="checkbox"/>	<input type="checkbox"/>
Talk about sizes	<input type="checkbox"/>	<input type="checkbox"/>
Give personal information	<input type="checkbox"/>	<input type="checkbox"/>
Talk about things I like and don't like	<input type="checkbox"/>	<input type="checkbox"/>
Read store guides and leaflets	<input type="checkbox"/>	<input type="checkbox"/>
Read a catalogue	<input type="checkbox"/>	<input type="checkbox"/>
Fill in an order form	<input type="checkbox"/>	<input type="checkbox"/>



Colours and sizes

Activity A • Missing letters

Put the missing letters in the words.

Word	Colour	Word	Colour
r e <u>d</u>		y _ l l _ w	
b l _ _		_ r e e _	
w h _ t _		_ _ a c k	
_ _ o w n		_ r _ n g e	
p i _ _		_ e i _ e	


Activity B • Sizes of clothes

1 Read this.

*My name is Jane.
My shoe size is 40.
I wear size 14.*



*My name is Andy.
My waist measurement is 34 inches.
My leg measurement is 29 inches.*



2 Complete the sentences about yourself.

Women	Men
I take size shoes.	My waist measurement is
I take size dresses, blouses and skirts.	My leg measurement is
I take size jumpers.	I take size shoes.
My favourite colour is	I wear size jumpers, coats and T-shirts.



Signs in shops

Activity A • Signs in shops

Match the words and the signs.



No dogs f

Baby changing facilities

Emergency exit

Information

Wet floor

Stairs and escalators

No smoking

Cash point

Activity B • Puzzle

Use words from Activity A to answer the clues.

a Be careful when you walk.

Wet floor

b You get information here.

.....

c You can get money here.

.....

d Put out your cigarette.

.....

e You go out this way if there is a fire.

.....

f Leave your pet outside.

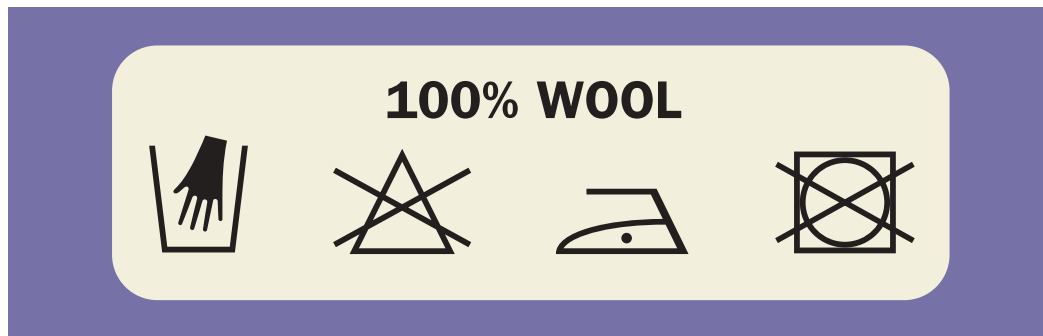
.....



Washing instructions

Activity A • Washing instructions

1 Look at the label. What pictures can you see? What do they mean?



2 Look at the pictures. For each picture, tick (✓) the sentence which is true.

- a This is a wool jumper.
- This jumper has got wool and cotton in it.
- b Wash this jumper by hand.
- Wash this jumper at 40°.
- c You can bleach this jumper.
- Don't bleach this jumper.
- d You can iron this jumper.
- Don't iron this jumper.
- e You can tumble dry this jumper.
- Don't tumble dry this jumper.

Activity B • Punctuation



Write each instruction as two sentences. Use capital letters and full stops.

a check the label follow the washing instructions

.....

b wash this jumper by hand do not use a washing machine

.....

c for soft water use 80ml for hard water use 120ml

.....



Spelling and plurals

Activity A • Spelling



Write the first two letters of these words.



cl othes

_ _ ousers

_ _ oes

_ _ ess



_ _ irt

_ _ ouse

Activity B • Irregular plurals

Match the singular word with the plural word.

Singular word

man

child

baby

woman

lady

person

Plural word

women

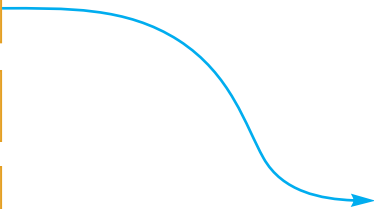
people

men

babies

children

ladies





Audio scripts

Page 2 In a department store

Activity A3

- 1 Shopper: Excuse me. Where's the shoe department?
Assistant: It's on the third floor.
Shopper: On the third floor? Thank you.
- 2 Shopper: Excuse me. Where's the gents' toilet?
Assistant: The gents' is on the first floor. There's another one on the second floor.
Shopper: The first and second floor. Thanks very much.
- 3 Shopper: Excuse me. Where's the children's clothes department?
Assistant: On the first floor, with ladies' wear.
Shopper: Thank you.
- 4 Shopper: Excuse me. Have you got a café?
Assistant: Yes, it's on the third floor. There's a lift or an escalator.
Shopper: Thank you.

Page 3 Colours and clothes

Activity B2

- a This yellow shirt is cheap.
- b Try the blue jeans. They're very nice.
- c Have you got a red blouse?
- d I'm sorry. We haven't got this jacket in brown.
- e That black skirt is really smart.
- f Have you got any green shorts?

Page 4 Buying clothes

Activity B

- Assistant: Yes, sir. Can I help?
Customer: Yes, I'd like that T-shirt, please.
Assistant: Certainly. What colour?
Customer: Have you got it in red?
Assistant: Red? Yes, we have. And what size?
Customer: I'd like extra large, please.
Assistant: OK, sir. Is that all?
Customer: Yes, thanks.

Page 5 At the market

Activity A3

- Arshad: Win Yin! Sue! How are you?
Both: Hi Arshad!
Arshad: What're you two doing at the market?
Win Yin: I'm buying some material for a blouse. I want some silk.
Sue: And I'm looking for some cotton material for curtains. I also need some wool because I'm knitting a jumper. What are you getting, Arshad?
Arshad: I'm making a cover for a chair. I'm looking for some beige linen.
Win Yin: There's a good stall by the butcher's. Let's try there.

Activity B1

- 1 Win Yin: Hi, I'd like some material to make a blouse.
Trader: How much would you like?
Win Yin: Hm. Two metres, please.
Trader: This is nice. It's £5 a metre.
Win Yin: So that's £10, right?
Trader: Yes, that's right.
- 2 Sue: How much is this cotton material?
Trader: It's £4.50 a metre.
Sue: I need four metres for some curtains.
Trader: Certainly. That's £18, please. Anything else?
Sue: Yes. Have you got any balls of green wool?
Trader: How many would you like? It's a pound a ball.
Sue: Eight balls, please.
Trader: OK, so that's £8 for the wool and £18 for the cotton. That makes £26 altogether, please ...
- 3 Trader: Can I help you?
Arshad: Yes. I'm making a cover for a chair. Is this linen OK for a chair cover?
Trader: Yes, but it's quite expensive – £7 a metre.
Arshad: Mmm ... but it's very nice. I'd like six metres, please.
Trader: OK. Six metres. That's £42.00, please.
Arshad: Can you sell it for £40?
Trader: No, but I'll take £41.



Page 6 A lost child

Activity B1/2

Staff: Can I help you?
Jenny: Yes, I've lost my son.
Staff: Well, try not to worry. Where did you lose him?
Jenny: In the menswear department.
Staff: And what's your name?
Jenny: Jenny Harper.
Staff: Right, Mrs Harper. What's your son's name, please?
Jenny: Ben.
Staff: And how old is Ben?
Jenny: He's six.
Staff: What does he look like?
Jenny: Well, he's got short brown hair and blue eyes.
Staff: And what's he wearing?
Jenny: He's wearing blue jeans, a red jacket and black shoes.
Staff: OK, I'll phone security and get them to ...

Page 10 Shopping with a friend

Activity A2

1 Selina: I don't like this handbag, Leila.
Leila: Why not? It's very smart.
Selina: I don't like black handbags.
Leila: Well, I like it!

2 Leila: Look, Selina, do you like those boots?
Selina: The brown ones?
Leila: Yes.
Selina: Not really. They don't look very comfortable. What about you?
Leila: Yeah, they're nice, but they're a bit expensive.

3 Leila: Selina, look at this belt. It's horrible.
Selina: Oh, yeah, awful. How much is it?
Leila: Thirty-five pounds.
Selina: What! I wouldn't pay thirty-five pence for it.
Leila: Me neither.

4 Selina: Oh, look at this hat, Leila. It's great!
Leila: Oh yes, it's really nice. Try it on.
Selina: It's a bit big. And it says on the label they've only got one size.
Leila: Yes, but the colour's great.

Activity B1

a I like that handbag. It's very smart.
b I don't like that handbag. I don't like the colour.



Answers

Page 2 In a department store

Activity A2

- a lift
- b stairs
- c Gents
- d Ladies
- e escalator
- f café

Activity A3

- 1 shoe department – the third floor.
- 2 the gents' toilet – the first floor or second floor
- 3 children's clothes – the first floor
- 4 café – the third floor

Page 3 Colours and clothes

Activity A

- | | |
|----------|----------|
| a jacket | d blouse |
| b skirt | e jumper |
| c shorts | f shoes |

Activity B

- | | |
|----------|---------|
| a yellow | d brown |
| b blue | e black |
| c red | f green |

Page 4 Buying clothes

Activity B

- 1 d 2 a 3 c 4 b

Page 5 At the market

Activity A1

- | | |
|--------|----------|
| a wool | c cotton |
| b silk | d linen |

Activity A2

- | | |
|----------|------------|
| a jumper | c blouse |
| b sofa | d curtains |

Activity A3

- Win Yin – blouse, silk
Sue – cotton, wool; curtains and a jumper
Arshad – a cover for a chair, beige linen

Activity B1

- Win Yin – 2 metres, £16
Sue – 4 metres, £18; 8 balls, £8 (total is £26)
Arshad – 6 metres, £41

Pages 6 and 7 A lost child

Activity A

- a In a shoe department.
- b He's lost.
- c He's talking to a sales assistant/shop assistant.
- d He's saying 'Where's my mummy?'
- e They are asking him questions.
- f The boy is wearing blue jeans, a red jacket and a black shoes.

Activity B1

- What does he look like? – 5
What's he wearing? – 6
How old is Ben? – 4
What's your son's name? – 3
Where did you lose him? – 1
What's your name? – 2

Activity C1

- a

Activity C2

- Children – 1, 3, 4
Staff – 5, 6
Parents – 2, 7

Activity D1

- Name of child – Ben Harper
Age – 6
Description – He's got brown hair and blue eyes.
Clothes – He's wearing blue jeans, a red jumper and a black jacket.

Page 8 Shopping from home

Activity A1

- a pillow cases
- b a single sheet
- c a single duvet
- d a single duvet cover



Activity A2

- a true
- b true
- c false
- d true
- e false

Page 10 Shopping with a friend

Activity A2

Selina – hat
Leila – handbag, boots, hat

Page 11 Check it

Activity A

- 1 Can I help you?
- 2 Yes, I'm looking for dark red jumper.
- 3 Do you want a cotton jumper?
- 4 No, I'd like one in wool.
- 5 What size?
- 6 Medium.
- 7 I'm sorry. I only have green in that size.

Activity B

Bedding – blanket, duvet, pillow case, sheet
Clothes – coat, jeans, skirt, socks
Colours – brown, green, red, yellow
Materials – cotton, linen, silk, wool
Shoes – boots, sandals, slippers, trainers
Sizes – extra large, large, medium, small

Page 13 Colours and sizes

Activity A

red	yellow
blue	green
white	black
brown	orange
pink	beige

Page 14 Signs in shops

Activity A

No dogs – f
Baby changing facilities – c
Emergency exit – b
Information – h
Wet floor – e

Stairs and escalators – d
No smoking – a
Cash point – g

Activity B

- a Wet floor
- b Information
- c Cash point
- d No smoking
- e Emergency exit
- f No dogs

Page 15 Washing instructions

Activity A1/2

- a This is a wool jumper.
- b Wash this jumper by hand.
- c Don't bleach this jumper.
- d You can iron this jumper.
- e Don't tumble dry this jumper.

Activity B

- a Check the label. Follow the washing instructions.
- b Wash this jumper by hand. Do not wash in a washing machine.
- c For soft water use 80ml. For hard water use 120ml.

Page 16 Spellings and plurals

Activity A

clothes
shoes
trousers
skirt
blouse
dress

Activity B

man – men
child – children
baby – babies
woman – women
lady – ladies
person – people